



### Description

Attractive and durable, Mircom's MS-400 Series Manual Stations provide manual fire reporting. The MS-400 Series manual stations are non-coded, single or double action devices which initiate an alarm when pulled. Resetting is accomplished by inserting a 1/8" screwdriver from the front. The handle, once pulled will remain open and cannot be reset without utilizing the screwdriver.

The MS-400 Series manual stations are constructed of durable aluminium and finished in red enamel paint. An abrasion resistant label with large, raised letters provides clear legible instructions.

The MS-400 Series Manual Stations are available in many different configurations. The MS-401 is a single action, single stage manual station. The MS-402 (two stage) is similar to the MS-401 (single stage) except it contains an additional General Alarm (G.A.) N.O. switch. For safety reasons, the G.A. switch is only accessible after the handle has been pulled. A special key is supplied with each unit. Models MS-405 and MS-407 are both single stage manual stations. The MS-405 has an additional N.O. switch while the MS-407 has an additional N.C. switch. Models MS-406 and MS-408 are both two stage manual stations. The MS-406 has an additional N.O. switch while the MS-408 has an additional N.C. switch.

### Features

- Durable Extruded Aluminium Construction
- Attractive, Low Profile Design
- Standard Single Gang Mount
- Converts to Double Action
- Glass Rod Optional (one provided)

All manual stations can be easily converted from a single action to a double action station with the addition of the MS-DA double action lever.

### Operation

Pulling on the station's handle will release the internal switch to trigger the alarm detection circuit.

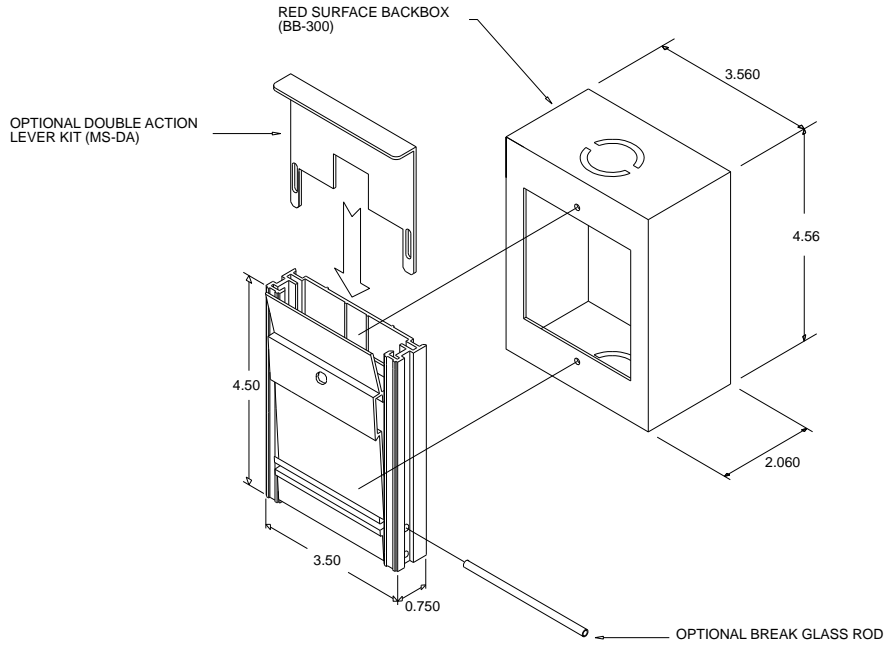
The MS-402, MS-406 and MS-408 (two stage versions) also provide a key switch which is accessible after the handle has been pulled. Operation of the key switch, when connected to a separate general alarm circuit, will initiate the 2nd stage of a two stage alarm signalling system.

### Specifications

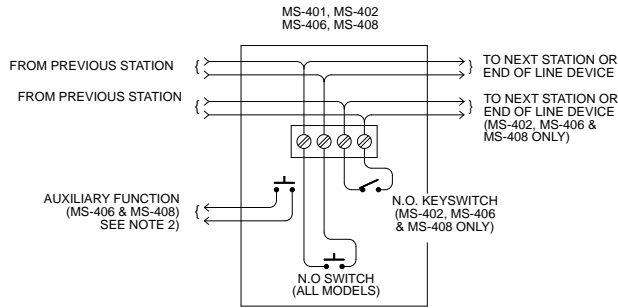
The manual station shall be Mircom's MS-400 Series. Operating instructions shall be in raised English and French lettering and the unit shall be constructed of extruded aluminium and finished in red enamel paint to provide quick identification. Pulling the handle shall initiate immediate operation of the alarm detection circuit. In addition, those stations installed in a two stage system shall come equipped with an internal key switch designed to operate the 2nd stage alarm initiating circuit. All manual fire alarm stations shall be installed as per the specific requirements outlined in the ULC codes, as well as all other applicable national or local codes.



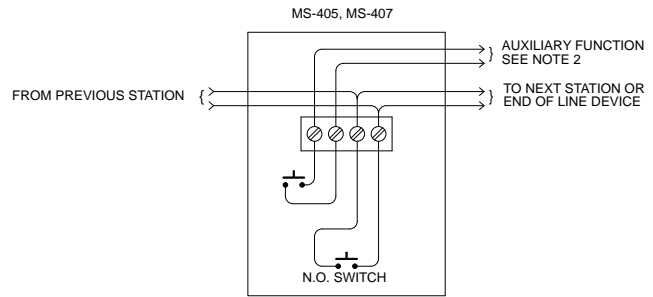
## Dimensions



## Wiring Diagrams



- NOTES:
1. WIRE AS SHOWN SO THAT SUPERVISION OF CONNECTIONS IS MAINTAINED.
  2. N.O. SWITCH FOR MODEL MS-406
  3. MOUNT STATION TO 2" X 4" X 2 1/4" OUTLET BOX.
  4. SWITCH RATING: ALL MODELS 1A @ 30 VDC



- NOTES:
1. WIRE AS SHOWN SO THAT SUPERVISION OF CONNECTION IS MAINTAINED.
  2. N.O. SWITCH FOR MODEL MS-405
  3. N.C. SWITCH FOR MODEL MS-407
  4. MOUNT STATION TO 2" X 4" X 2 1/4" OUTLET BOX.
  4. SWITCH RATING: ALL MODELS 1A @ 30 VDC

## Ordering Information

Model	Description
<b>MS-401</b>	Single Stage Manual Station
<b>MS-402</b>	Dual Stage Manual Station
<b>MS-405</b>	Single Stage Manual Station with additional N.O. Switch
<b>MS-406</b>	Dual Stage Manual Station with additional N.O. Switch
<b>MS-407</b>	Single Stage Manual Station with additional N.C. Switch
<b>MS-408</b>	Dual Stage Manual Station with additional N.C. Switch
<b>MS-DA</b>	Double Action Lever Kit (converts any of the above to double action stations)

NOT TO BE USED FOR INSTALLATION PURPOSES.



**Canada**  
25 Interchange Way  
Vaughan, Ontario L4K 5W3  
Telephone: (905) 660-4655  
Fax: (905) 660-4113

**U.S.A.**  
4575 Witmer Industrial Estates  
Niagara Falls, NY 14305  
Toll Free: (888) 660-4655  
Fax Toll Free: (888) 660-4113

Distributed by:

ISO 9001:2008  
REGISTERED



CAT. 5101  
Rev. 7